

TRANSPORTATION REGISTRATION

1. Parents/Guardians please go to <https://routing.app-garden.com/borgertx> (transportation parent portal) and register your child's transportation needs.
2. If you created an account during the 2022-2023 school year, simply log into your account and request transportation service for your child(ren).
3. If you have not created an account or if your child(ren) did not ride the bus last school year, you will need to create an account before you can register your child(ren) for bus service.
 - a. We strongly advise using your email address when creating a transportation parent portal account.
 - b. We do all our communications through email and social media when bus routes are running late and/or if there are any changes to your assigned route.
4. **Registration is required for all students that require a bus ride even if they rode the bus in the past.**
 - a. Upon login to the transportation parent portal, you can add a child, view bus information, submit bus requests for your child, add contact information, and update addresses.
5. Please make sure your address and contact information are current with the campus as well.

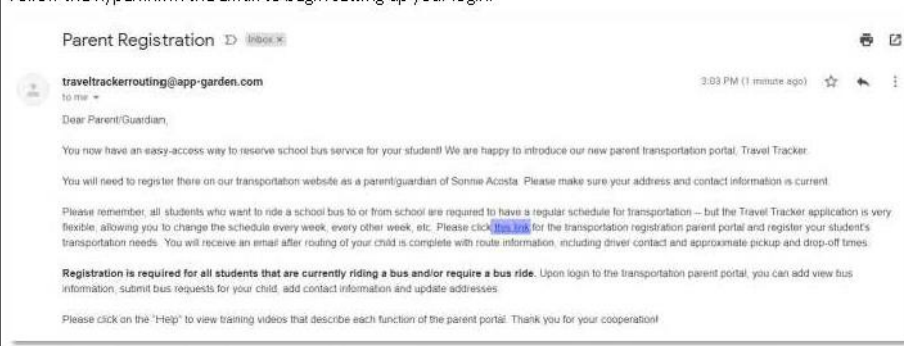
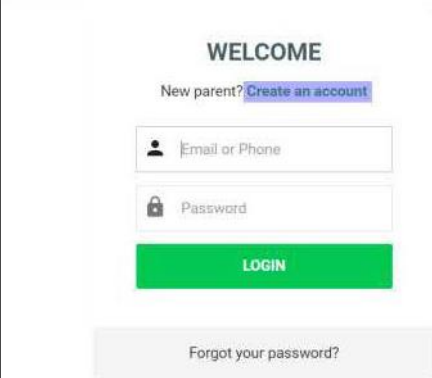
If you have any questions, please contact transportation at transportation@borgerisd.net or 806-273-1012. We will return calls and emails as soon as we can.

1.

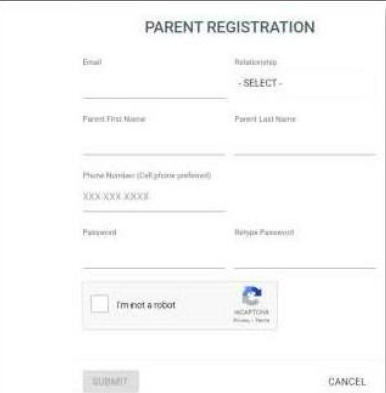


Parent Portal Guide

Your school district has opted to use the Travel Tracker Routing Parent Portal – What does that mean for you? You will now have access to information about your child's transportation at your fingertips.

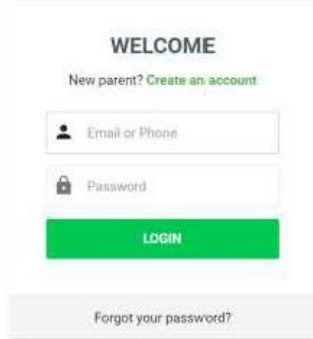
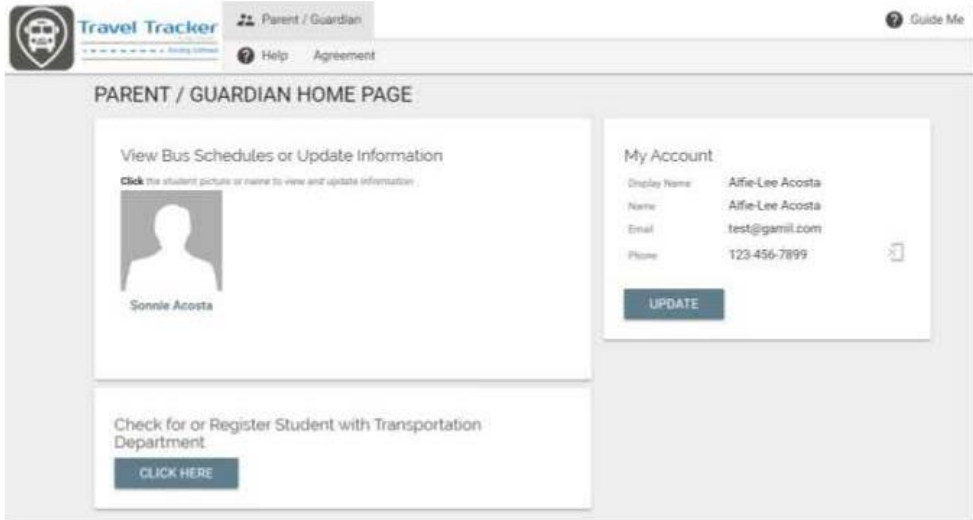
The following document outlines the steps you need to take to successfully set up and login to these features.

<p>Step One: Go to www.borgerisd.net/departments/transportation to find the link to register or Parent Portal Registration Link</p> <p>You should receive an email from your school district with a link to access the Parent Portal for Travel Tracker Routing. Follow the hyperlink in the email to begin setting up your login.</p>  <p>The screenshot shows an email from traveltrackerrouting@app-garden.com. The subject is 'Parent Registration'. The body of the email says: 'Dear Parent/Guardian, You now have an easy-access way to reserve school bus service for your student! We are happy to introduce our new parent transportation portal, Travel Tracker. You will need to register there on our transportation website as a parent/guardian of Sonnie Acosta. Please make sure your address and contact information is current. Please remember, all students who want to ride a school bus to or from school are required to have a regular schedule for transportation -- but the Travel Tracker application is very flexible, allowing you to change the schedule every week, every other week, etc. Please click this link for the transportation registration parent portal and register your student's transportation needs. You will receive an email after routing of your child is complete with route information, including driver contact and approximate pickup and drop-off times. Registration is required for all students that are currently riding a bus and/or require a bus ride. Upon login to the transportation parent portal, you can add view bus information, submit bus requests for your child, add contact information and update addresses. Please click on the "Help" to view training videos that describe each function of the parent portal. Thank you for your cooperation!'</p>	
<p>You will be redirected to a login screen that looks like the image on the right.</p> <p>From here, click "Create an Account"</p> <p>If you DID NOT receive an email, go to www.borgerisd.net/departments/transportation and click on the Parent Portal Link.</p>	 <p>The screenshot shows a login screen with the heading 'WELCOME'. Below it, it says 'New parent? Create an account'. There are two input fields: 'Email or Phone' and 'Password'. Below these is a green 'LOGIN' button. At the bottom, there is a link that says 'Forgot your password?'.</p>

2.

Fill out the requested information correctly.	
For your password, there are requirements: <ul style="list-style-type: none">o 8 Characterso Uppercase lettero Lowercase lettero Numbero At least one symbol You will not be able to submit until these requirements are met and the passwords match.	
Once you have filled out the info correctly, follow the reCAPTCHA instructions and click "submit."	

3.

You will be prompted to login. Use the Email and Password that you previously created.	
Once logged in, your home page will look like this:	
	

*Note: If you have more than one student attending in your school district, they will all be listed., You will **not** need multiple log-ins for multiple students.*